

Eco Daily Toilet Cleaner

Health & Safety
Please refer to relevant MSDS




Don't forget

PPE



1



Put down toilet seat and flush the toilet.

2




Plunge the toilet brush into the water 3 - 5 times. This lowers the water level.

3



Apply to the toilet bowl under the rim, allowing full coverage. In a urinal, apply from the top to cover fully.

4



Allow up to 5 minutes contact time

5




Scrub the toilet to remove dirt and scale deposits.

6



Flush the toilet or urinal.



Can be used to remove limescale from sinks and taps. Apply onto surface, leave 5-15 minutes contact time and scrub with a scourer.

Chrome & Stainless Safe

