



# YH07 : KO KET

Kleenoff Kettle & Shower Head DEscaler

### Description of product

- Fast acting, non toxic - Removes limescale, dirt & stains

### Product Uses


- For descaling of metal and plastic appliances such as kettles, irons, coffee machines and shower heads - NOT suitable for use on enamel or marble surfaces

### Directions

Kettles - Fill kettle with warm water and add 125ml of Kettle & Shower Head Descaler - IMPORTANT: Do not switch on or heat the kettle - Wait until fizzing has stopped or at least 4 hours - If scale persists, repeat action. - Empty kettle, refill with clean water and boil - Empty and rinse thoroughly before use Coffee Machines - Pour 125ml of Kettle & Shower Head Descaler into the reservoir and add 350ml of cold water - Turn on machine for 1 min then switch off and leave for 1 hour - Boil through remainder of liquid, then boil through twice with clean water before re-use. Shower Heads - Add 125ml of the bottle to 350ml of warm water in a bowl. - Immerse shower head into the solution until the scale has gone. - Rinse both shower head and bowl before re-use.

**iNsignt Supported**

iNsignt is Selden's interactive product selection and training system. Enables the user to create full COSHH training kits, wallcharts, task cards and more. visit <http://www.selden.co.uk/insight>




**iNsignt recommended product uses**

typical dilution

**Product Hazards and PPE Requirements**

**Danger**




Contains : Citric acid Benzisothiazolinone

**Risk Phrases**  
Contains Benzisothiazolinone May produce an allergic reaction. Causes severe skin burns and eye damage.

**Safety Phrases**  
Keep out of reach of children. Wash hands thoroughly after handling. Wear eye protection, protective gloves. IF SWALLOWED: rinse mouth. Do NOT induce vomiting. IF ON SKIN (or hair): Remove/Take off immediately all contaminated clothing. Rinse skin with water/shower. IF IN EYES: Rinse cautiously with water for several minutes. Remove contact lenses, if present and easy to do. Continue rinsing. Get immediate medical attention. Store locked up.

**Technical Data**

**Environmental Profile**

<p><b>Biodegradability</b></p>	<p><b>Selden Environmental Charter</b></p> <ul style="list-style-type: none"> <li>• We set ourselves industry leading standards.</li> <li>• Selden minimises wastage, packaging and transportation.</li> <li>• If it can be recycled, it will be recycled.</li> <li>• Our chemicals policy exceeds regulatory requirements.</li> <li>• We don't expect other people to clean up after us.</li> <li>• Conserving energy, preserving resources.</li> <li>• By being innovative, we strive to do better.</li> <li>• We like to work in partnership with our clients.</li> </ul> <p>Visit our website for more information.</p>	<p><b>External Accreditations</b></p> <p>9001 - Quality System 14001 - Environmental System 18001 - Health &amp; Safety System IPPC Certified Manufacturer</p>	<p><b>Sustainability</b></p> <p>Product conforms with the DEFRA endorsed Sustainable Cleaning guidance</p> 
--------------------------------	---	--	--

**COSHH+ Supported**

Selden's bespoke COSHH awareness and product training tool. Users specify the products in use and instantly generate a full training pack to enable quick and effective staff training.



**www.flagship-mcp.com**

Flagship products are those products that are included in Selden Multi-language Cleaning Programme. Flagship products have induction kits, best practise guidance, MSDS, wallcharts and usage guides available in the following languages

english, french, spanish, portuguese, polish, german, dutch, russian, romanian, estonian, czech, croatian.



**UKAS**  
accredited testing  
laboratory No. 4204



**SELDEN**  
formulating  
testing  
manufacturing  
to  
the highest  
standards

**Selden Research Limited**

Staden Business Park, Staden Lane, Buxton Derbyshire. SK17 9RZ

Tel : 01298 26226 | Fax : 01298 26540 | Email : [info@selden.co.uk](mailto:info@selden.co.uk) | web : [www.selden.co.uk](http://www.selden.co.uk)

